

















District MAYFIELD CENTRAL SCHOOL DISTRICT

District ID 17-08-01-04-0000

Summary of 2007–08 District Performance

Performance on the State assessments in English language arts, mathematics, and science at the elementary and middle levels is reported in terms of mean scores and the percentage of tested students scoring at or above Level 2, Level 3, and Level 4. Performance on the State assessments in ELA and mathematics at the secondary level is reported in terms of the percentage of students in a cohort scoring at these levels.

	Percentage of students that scored at or above Level 3			Total Tested
	0%	50%	100%	
English Language Arts				
Grade 3	76%			67
Grade 4	76%			70
Grade 5	89%			72
Grade 6	63%			82
Grade 7	73%			93
Grade 8	44%			97
Mathematics				
Grade 3	88%			65
Grade 4	96%			68
Grade 5	95%			73
Grade 6	80%			80
Grade 7	79%			94
Grade 8	75%			97
Science				
Grade 4	96%			69
Grade 8	83%			86

	Percentage of students that scored at or above Level 3			2004 Total Cohort
	0%	50%	100%	
Secondary Level				
English	83%			113
Mathematics	89%			113

About the Performance Level Descriptors

Level 1: Not Meeting Learning Standards.

Student performance does not demonstrate an understanding of the content expected in the subject and grade level.

Level 2: Partially Meeting Learning Standards.

Student performance demonstrates a partial understanding of the content expected in the subject and grade level.

Level 3: Meeting Learning Standards.

Student performance demonstrates an understanding of the content expected in the subject and grade level.

Level 4: Meeting Learning Standards with Distinction.

Student performance demonstrates a thorough understanding of the content expected in the subject and grade level.

How are Need/Resource Capacity (N/RC) categories determined?

Districts are divided into high, average, and low need categories based on their ability to meet the special needs of their students with local resources. Districts in the high need category are subdivided into four categories based on enrollment size and, in some cases, number of students per square mile. More information about the categories can be found in the *Report to the Governor and the Legislature on the Educational Status of the State's Schools* at www.emsc.nysed.gov/irts.

In this section, this district's performance is compared with that of public schools statewide.

This District's N/RC Category:

Average Need Districts

This is a school district with average student needs in relation to district resource capacity.